

# REGION (region)











File: Y10B-nonfarm expenditure

## Overview

---

Type: Continuous Valid cases: 6617 (6746.3)  
Format: numeric Invalid: 0 (0)  
Width: 8 Minimum: 1  
Decimals: 0 Maximum: 10  
Range: 1-10

### CATEGORIES

Value	Category	Cases	Weighted	
1	Western	929	941	 13.9%
2	Central	985	1007	 14.9%
3	Greater Accra	938	926	 13.7%
4	Eastern	926	947	 14.0%
5	Volta	817	848	 12.6%
6	Ashanti	912	919	 13.6%
7	Brong Ahafo	697	726	 10.8%
8	Northern	121	132	 2.0%
9	Upper West	72	80	 1.2%
10	Upper East	220	219	 3.2%

Warning: these figures indicate the number of cases found in the data file. They cannot be interpreted as summary statistics of the population of interest.