













01AQ5B: MONTH OF BIRTH (mb)

File: Y01A-household roster

Overview

Type: Continuous Valid cases: 5998
Format: numeric Invalid: 8926
Width: 8 Minimum: 1
Decimals: 0 Maximum: 12
Range: 1-12

CATEGORIES

Value	Category	Cases	
1	January	439	 7.3%
2	February	453	 7.6%
3	March	580	 9.7%
4	April	574	 9.6%
5	May	532	 8.9%
6	June	510	 8.5%
7	July	533	 8.9%
8	August	547	 9.1%
9	September	509	 8.5%
10	October	452	 7.5%
11	November	411	 6.9%
12	December	458	 7.6%

Warning: these figures indicate the number of cases found in the data file. They cannot be interpreted as summary statistics of the population of interest.