

# REGION (region)








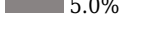
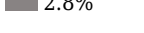

File: Y13B-birth control

## Overview

---

Type: Continuous Valid cases: 24561 (25157.1)  
Format: numeric Invalid: 0 (0)  
Width: 8 Minimum: 1  
Decimals: 0 Maximum: 10  
Range: 1-10

### CATEGORIES

Value	Category	Cases	Weighted	
1	Western	2987	3056	 12.1%
2	Central	2686	2755	 11.0%
3	Greater Accra	2591	2549	 10.1%
4	Eastern	3204	3284	 13.1%
5	Volta	3036	3181	 12.6%
6	Ashanti	4220	4324	 17.2%
7	Brong Ahafo	2563	2615	 10.4%
8	Northern	1187	1266	 5.0%
9	Upper West	624	699	 2.8%
10	Upper East	1463	1428	 5.7%

Warning: these figures indicate the number of cases found in the data file. They cannot be interpreted as summary statistics of the population of interest.