













MONTH OF INTERVIEW (moint)

File: PRICE

Overview

Type: Continuous Valid cases: 4969
Format: numeric Invalid: 0
Width: 8 Minimum: 1
Decimals: 0 Maximum: 12
Range: 1-12

CATEGORIES

Value	Category	Cases	
1	January	371	 7.5%
2	February	276	 5.6%
3	March	750	 15.1%
4	April	300	 6.0%
5	May	424	 8.5%
6	June	488	 9.8%
7	July	361	 7.3%
8	August	610	 12.3%
9	September	48	 1.0%
10	October	506	 10.2%
11	November	381	 7.7%
12	December	454	 9.1%

Warning: these figures indicate the number of cases found in the data file. They cannot be interpreted as summary statistics of the population of interest.